



1

**Bok Tiziano**



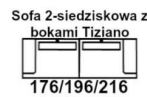
2

**Bok Ferro**

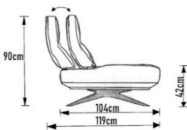


3

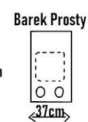
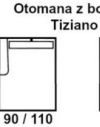
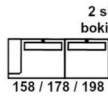
**Bok Massimo**



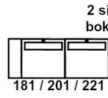
**ELEMENTY NAROŻNIKÓW**




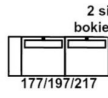
1  
ELEMENTY Z  
BOKIEM TIZIANO



2  
ELEMENTY Z  
BOKIEM FERRO



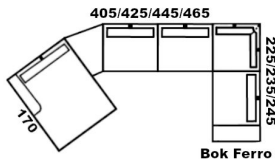
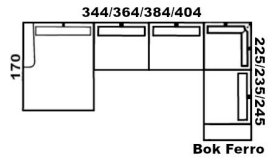
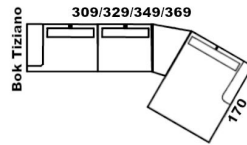
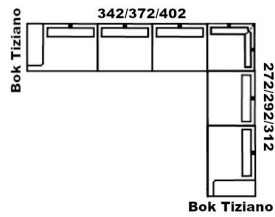
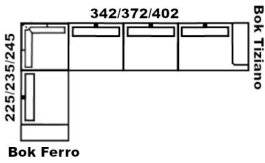
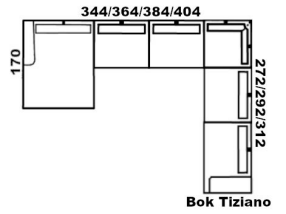
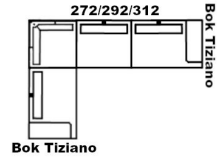
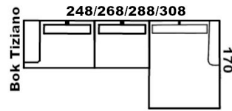
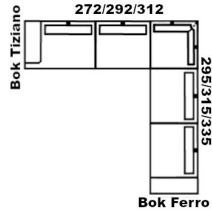
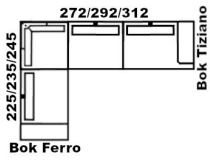
3  
ELEMENTY Z  
BOKIEM MASSIMO



**Massimo**



**PRZYKŁADOWE WYMIARY/UKLADY  
NAROŻNIKÓW**



**Za narożnikiem należy zostawić 15cm odstępu od ściany. Oparcia po przesunięciu przestają po 15cm poza obrys mebli.**

